

# HeatGuard® SharkBite®

## Scope of Use / Specification Sheet

The RMC HeatGuard® is a tempering valve that mixes hot water with cold water to deliver tempered water at a constant temperature throughout an entire house, building or system.



TVX1506

### Product List

Order Code	Description
TVX1506	SharkBite Tempering Valve 16mm
TVX2006	SharkBite Tempering Valve 20mm

### Materials

Body	Lead Free Forged Brass
Internal Components	Lead FreeDZR Brass
Seals	Viton®
Springs	Stainless Steel
Piston	Polysulphone
Fittings	DZR Brass
Strainers	Stainless Steel
Non-Return Cartridges	Acetal

### Description

HeatGuard® is suitable for tempering the hot water supply to sanitary devices intended for personal hygiene purposes, where outlet temperature must not exceed a maximum of 50°C. Available in 15mm and 20mm configurations, the valve is compatible with most storage water heaters and the compact design requires minimum space.

### Standards and Approvals



**Lead Free**

AS 4032.2  
WMKA1593

### Features and Benefits

- Ease of installation
- Polyurethane insulation
- Limit energy loss and help protect against freezing – meets Australian Standard
- Strainers and check valves
- Strainers protect valve from impurities in the water supply; check valves eliminate backflow contamination
- Tamper-proof adjustment
- Dezincification resistant
- Meets Australian Standard for potable water supply
- Individually tested and calibrated – every valve is tested to ensure higher quality performance
- Compliant to the Lead Free requirements of the National Construction code
- Compliant to the Lead Free requirements of the National Construction Code Volume Three

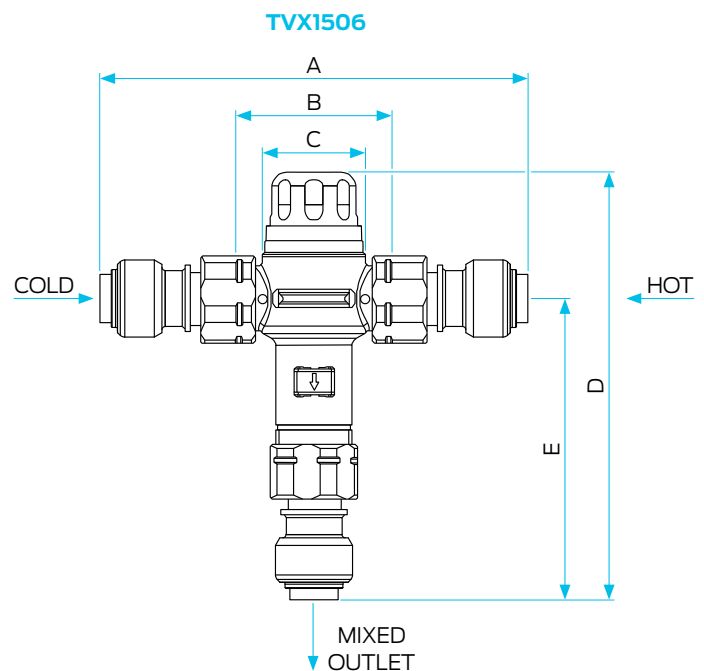
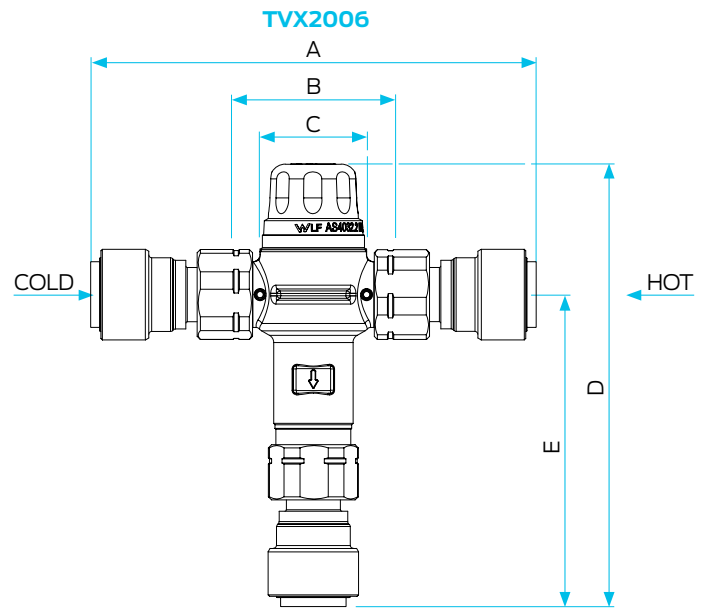
# HeatGuard® SharkBite®

Technical Specifications	
Cold water supply temperature	5°C to 30°C
Hot water supply temperature	60°C to 90°C <sup>1</sup>
Optimum outlet temperature range	40°C to 50°C <sup>2</sup>
Set temperature	Must be commissioned on site to achieve desired outlet
Accuracy of outlet temperature	± 3°C – tested to AS 4032.2 between 40°C and 50°C
Minimum temperature differential (between hot supply and outlet temperature)	15°C <sup>3</sup>
Supply pressure (static)	1600kPa maximum
Supply pressure imbalance, dynamic (at time of commissioning)	2:1 maximum <sup>4</sup>
Maximum permitted pressure variation in either supply, in order to control outlet temperature to ± 3°C (from supply pressure at commissioning)	± 10% maximum <sup>5</sup>
Minimum flow rate	4 L/min
SharkBite® fittings supplied	Inlet connections (strainers and non-return checks included)

- Notes**
- AS 3500.4 Clause 1.6 requires the minimum hot water storage temperature to be 60°C.
  - For applications outside the requirements of AS/NZS 3500 and AS 4032.2, it may be possible to set the valve as high as 55°C or as low as 35°C, depending on site conditions.
  - This is the minimum difference required to ensure shut-off of outlet flow in the event of cold supply failure in accordance with AS 4032.2, providing the valve is set between 40°C and 50°C.
  - The maximum permitted ratio of supply pressures, under dynamic (flow) conditions. For optimum performance it is recommended that the hot and cold pressures at commissioning are as close as possible to equal.
  - The maximum permitted variation in either supply pressure from the pressure at commissioning in order to control the outlet temperature to ± 3°C.

Dimensions					
Order Code	A	B	C	D	E
TVX1506	138	58	38	148	101
TVX2006	148	58	38	152	107

**Note:** All measurements in mm unless otherwise stated.

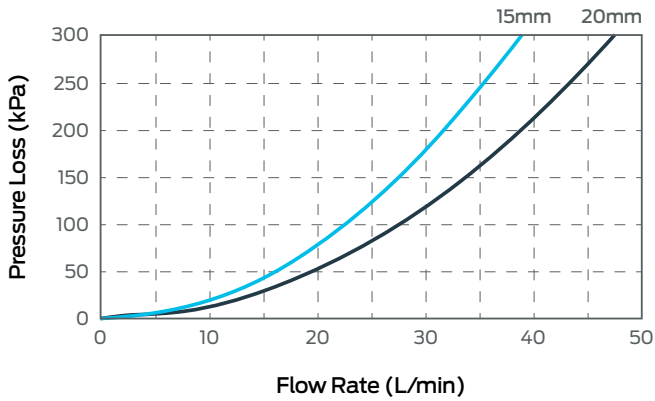


rmc.com.au | 1800 810 803 | sales.au@rwc.com

Reliance Worldwide Corporation (Aust.) Pty. Ltd. reserves the right to change any product specification or information contained in this publication at any time and without notice. All diagrams are illustrative only. Please consult OEM instructions and AS/NZS 3500 for all installations. ABN 71 004 784 301 | SS24007\_2024\_v4

# HeatGuard® SharkBite®

## Flow Characteristics



## Installation

Installation is subject to the requirements of the applicable regulatory authority, the National Construction Code Volume Three – Plumbing Code of Australia, associated reference standards as applicable at the time and AS/NZS 3500. This product is compliant to the Lead Free requirements of the National Construction Code Volume Three. For further Scope of Use, please visit [www.rmc.com.au/resources](http://www.rmc.com.au/resources).

## Warranty

Reliance Worldwide Corporation (Aust.) Pty. Ltd. (RWC) will either replace or repair any defective goods where the defect arose as a result of manufacture within the warranty period. You may contact RWC at the phone number, address or e-mail shown below for further information or to make a claim.

Visit [www.rmc.com.au/warranty](http://www.rmc.com.au/warranty) to view the warranty statement in full and for further important information.