


# Water Meter Boxes

## Scope of Use / Specification Sheet

The RMC Meter Boxes have been developed to improve the quality of, and reduce installation costs for meter services.



KIT237



WMBOX207

### Product Code – Meter Box Kits

Model	Product Code
20mm Single Meter Box – Reverse Taper, 2 Lockable Ball Valves, 1 Spacer, 2 Meter Couplings	KIT237
20mm Single Meter Box – Reverse Taper, 2 Lockable Ball Valves, 1 Spacer, 2 Meter Couplings (Supplied with 2 GCC approved brass PE x FI unions)	KIT238

Note: All meter couplings are meter thread

### Product Code – Meter Box Only

Model	Product Code
Large Shallow Meter Box, Black Lid, “Water Meter”	WMBOX200
Large Shallow Meter Box, Taper, Black Lid, “Meter”	WMBOX203
Large Deep Meter Box, Black Lid, “QUU Water Meter”	WMBOX207
Water Meter Box Dradual 600/1 Gold Coast	WMBOX206
Open Bottom Box, Reverse Taper for Flat Base (WMBOX209), Green Lid (holes not drilled)	WMBOX204
Flat Base for Reverse Taper Box (WMBOX204)	WMBOX209
Meter Box HD – Water Meter Box Metal Lid (Suitable for Reverse Tapered Box only)	WMLID

### Features and Benefits

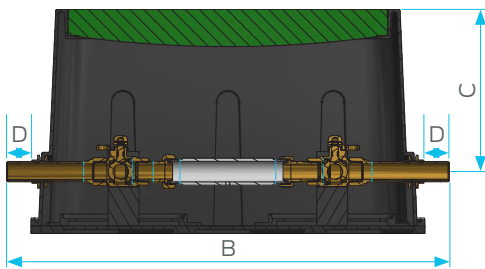
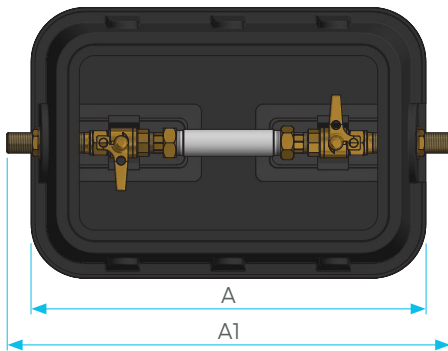
- Full DZR Brass components
- Lockable inlet and outlet ball valves
- Standard meter connection couplings
- Extendable coupling allowing easy fit of meter
- Box base included to ensure stable footprint
- Fully serviceable
- Polymer spacer included
- Long service life components
- Reduced installation costs
- Fast service connection and meter installation / replacement

# Water Meter Boxes

## Dimensions – Meter Box Kit (Single) – KIT237

Size	A	A1	B	C	D
20mm	509	570	573	210	33

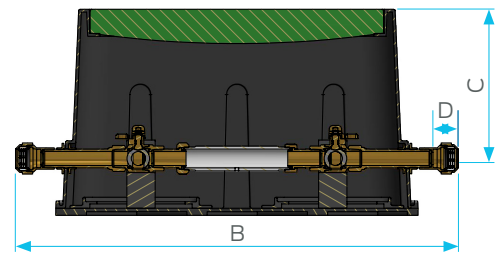
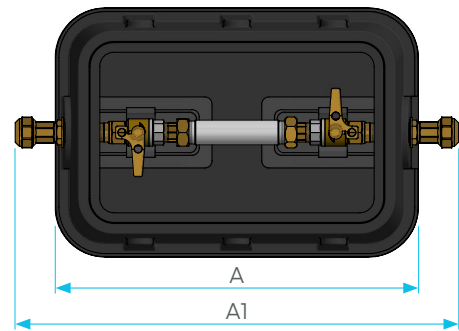
Note: All measurements in mm unless otherwise stated.



## Dimensions – Meter Box Kit – KIT238

Size	A	A1	B	C	D
20mm	509	623	623	210	70

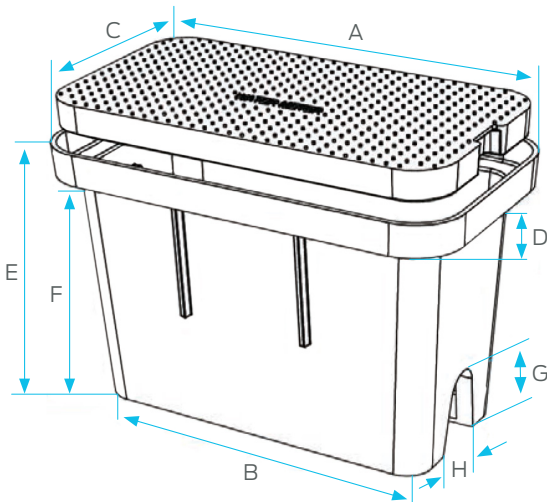
Note: All measurements in mm unless otherwise stated.



## Dimensions – Meter Box – WMBX200 / WMBX203

Weight	A	B	C	D	E	F	G	H
3.00	492	438	271	218	220	180	89	72

Note: All measurements in mm and kg unless otherwise stated.



## Installation

Installation is subject to the requirements of the applicable regulatory authority, the National Construction Code Volume Three – Plumbing Code of Australia, associated reference standards as applicable at the time and AS/NZS 3500.1.

## Warranty

Reliance Worldwide Corporation (Aust.) Pty. Ltd. (RWC) will either replace or repair any defective goods where the defect arose as a result of manufacture within the warranty period. You may contact RWC at the phone number, address or e-mail shown below for further information or to make a claim.

Visit [www.rmc.com.au/warranty](http://www.rmc.com.au/warranty) to view the warranty statement in full and for further important information.