

High Pressure Reducing Valve

Scope of Use / Specification Sheet

The RMC High Pressure Reducing Valve is used in water systems to limit the downstream pressure to the pre-set maximum. A higher adjustable pressure range (600–1000kPa) allowing for staged installations.



Product Code

Model	Size	Catalogue Number
Adjustable 600-1000kPa Female BSP	32mm	PRV032-1000
Adjustable 600-1000kPa Female BSP	40mm	PRV040-1000
Adjustable 600-1000kPa Female BSP	50mm	PRV050-1000

Materials

Body	Forged Brass
Spring Chamber	Nylon
Adjusting Spring	Stainless Steel (zinc plated)
Pressure Plate	Stainless Steel (zinc plated)
Diaphragm	EPDM
Body Seat	Polysulfone
Seat Disc	EPDM
Piston	Stainless Steel/Brass
Strainer Screen	Stainless Steel

Features and Benefits

- Tool-free adjustment
- Convenient twist-cap simplifies pressure adjustment
- Protects downstream installations from excess supply pressure
- Reduces maintenance and repair costs on expensive equipment
- Simple single sieve cartridge based design
- Valve and strainer can be serviced without disassembly and without resetting pressure
- Dissipates noises due to water flow across the seat providing a quieter installation
- Integrated ¼" gauge ports provide a convenient access point for testing and setting pressure
- Can be installed in any orientation
- Suitable for a wide range of installation arrangements

Installation

Installation is subject to the requirements of the applicable regulatory authority, the National Construction Code Volume Three – Plumbing Code of Australia, associated reference standards as applicable at the time and AS/NZS 3500.1.

High Pressure Reducing Valve

Application

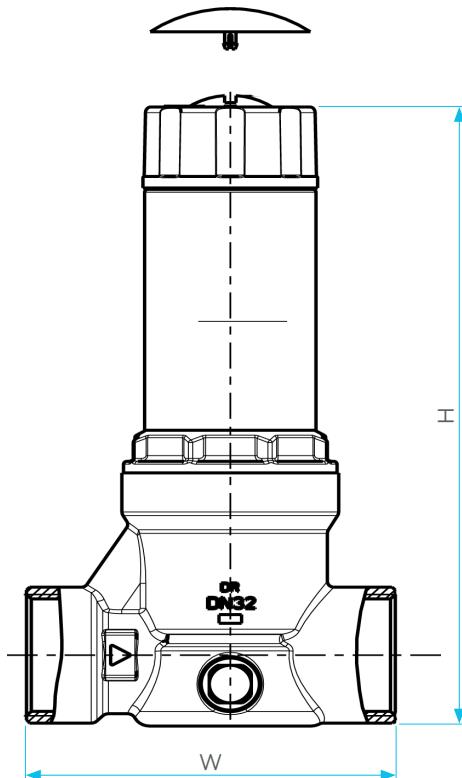
The RMC High Pressure Reducing Valve (PRV) compensates for fluctuating upstream pressure to maintain constant maximum outlet pressure. Features of the valve make it most suitable for demanding commercial and industrial applications and multi-unit dwellings. The valve is designed where the need to stage reduction valves to achieve a desired outlet pressure is required.

The valve can be used to reduce pressure upstream of commercial and industrial devices such as dosing apparatuses, high pressure cleaners and laboratory equipment. The valve delivers high flow rates with minimal head loss and is available in 32mm – 50mm configurations with female BSP thread connections.

Dimensions

Model	Width (W)	Height (H)	Outlet Size
32mm	114	216	DN32
40mm	130	226	DN40
50mm	140	226	DN50

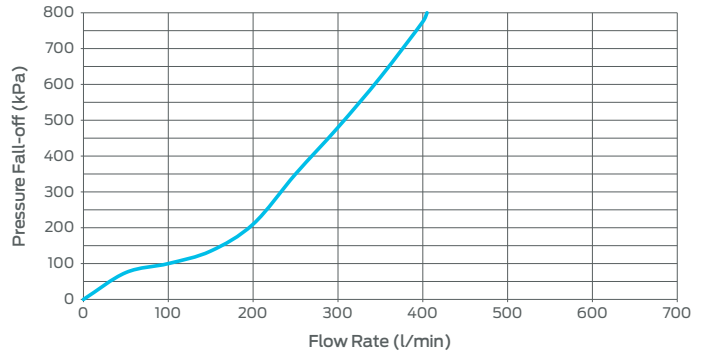
Note: All measurements in mm unless otherwise stated.



Flow Characteristics

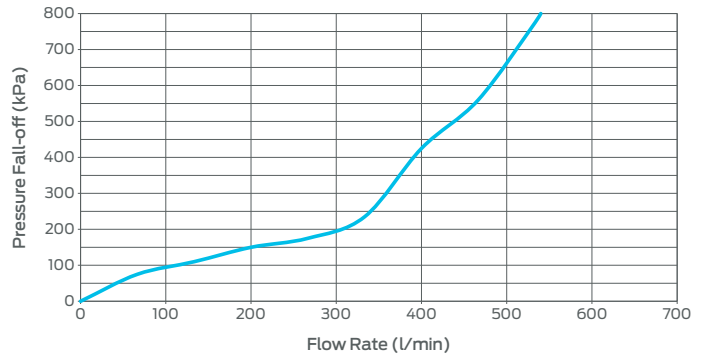
PRV032-1000

Inlet pressure 1000kPa – Outlet set pressure 800kPa



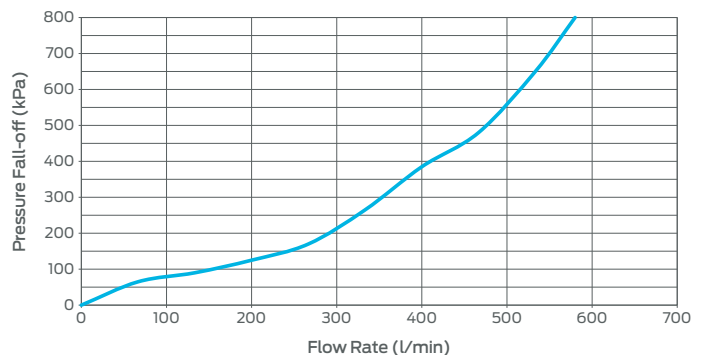
PRV040-1000

Inlet pressure 1000kPa – Outlet set pressure 800kPa



PRV050-1000

Inlet pressure 1000kPa – Outlet set pressure 800kPa



High Pressure Reducing Valve

Technical Specifications

Recommended Operating Pressure Range	600-1600kPa
Multiple Installation Operating Pressure Range	500-1600kPa*
Maximum Inlet Pressure	2000kPa
Maximum Supply Temperature	80°C
Adjustable Outlet Pressure Range	600-1000kPa
Factory Set Pressure	800kPa ± 10%
Fluid Media	Water

Notes

*The RMC High Pressure Reducing Valve is designed to be adjusted under higher inlet pressures making it suitable for staging high inlet pressures experienced in multi-storey buildings. The recommended step down ratio is 2:1. Consideration must be given to the system the valve is being installed in and the operating conditions.

Warranty

Reliance Worldwide Corporation (Aust.) Pty. Ltd. (RWC) will either replace or repair any defective goods where the defect arose as a result of manufacture within the warranty period. You may contact RWC at the phone number, address or e-mail shown below for further information or to make a claim.

Visit www.rmc.com.au/warranty to view the warranty statement in full and for further important information.

Standards and Approvals



AS 1357.2
WMKA2532