


HeatGuard® Solar HF

Scope of Use / Specification Sheet

RMC's HeatGuard® Solar HF is a high flow tempering valve that mixes hot water with cold water to deliver tempered water at a constant temperature throughout an entire house, building or system.



MIX11511

Product Code

Model	Product Code
HeatGuard® Solar HF	MIX11511

Materials

Body	Cast Gunmetal
Internal Components	DZR Brass
Seals	Viton®
Springs	Stainless Steel
Piston	Polysulfone
Fittings	DZR Brass
Strainers	Stainless Steel
Non-Return Cartridges	PPO-GF (Noryl®)/EPDM

Description

The HeatGuard® Solar HF is suitable for high flow, large capacity applications and for low pressure environments. The valve has been specially engineered to withstand the extreme thermal demands of solar heating applications. The valve is suited for low pressure, high flow environments such as gravity fed and tank supplied solar water heater installations and is available in a 20mm configuration.

Features and Benefits

- High thermal endurance
- Will endure the extreme temperatures present in solar installations
- High flow design
- Designed especially for use on high flow, large capacity systems with reduced head loss
- Valve easy to install and easy to remove for servicing of strainers
- More accurate control of outlet temperature – safer installations
- Strainers upstream of checks
- Protects valve and check valves from impurities in the water supply
- Tamper-proof adjustment
- Special adjuster key eliminates chances of accidental adjustment
- Dezincification resistant
- Meets Australian Standard for potable water supply
- Individually tested and calibrated
- Every valve is tested to ensure higher quality and performance

Application

RMC's HeatGuard® Solar HF is a high flow tempering valve for use in solar hot water distribution systems. Fitting the valve at the hot water source ensures the delivery of constant temperature hot water throughout the system.

Do NOT use on steam supplied systems.

HeatGuard® Solar HF

Technical Specifications

Cold water supply temperature	5°C to 30°C
Hot water supply temperature	60°C to 99°C ¹
Optimum outlet temperature range	40°C to 50°C ²
Set temperature	Must be commissioned on site to achieve desired outlet temperature
Accuracy of outlet temperature	± 3°C - tested to AS 4032.2 between 40°C and 50°C
Minimum temperature differential (between hot supply and outlet temperature)	15°C ³
Supply pressure (static)	200kPa to 1600kPa maximum
Supply pressure imbalance, dynamic (at time of commissioning)	2:1 maximum ⁴
Minimum flow rate	4L/min

Notes

- AS 3500.4.2 Clause 1.6 requires the minimum hot water storage temperature to be 60°C.
- For applications outside the requirements of AS 3500 and AS 4032.2, it may be possible to adjust the valve above 50°C or below 40°C, depending on site conditions.
- This is the minimum difference required to ensure shut-off of outlet flow in the event of cold supply failure in accordance with AS 4032.2, providing the valve is set between 40°C and 50°C.
- It is important that the cold and hot supply line pressures are as close to equal as possible to ensure optimum performance of this valve.

Installation

Installation is subject to the requirements of the applicable regulatory authority, the National Construction Code Volume Three – Plumbing Code of Australia, associated reference standards as applicable at the time and AS/NZS 3500.1.

Standards and Approvals

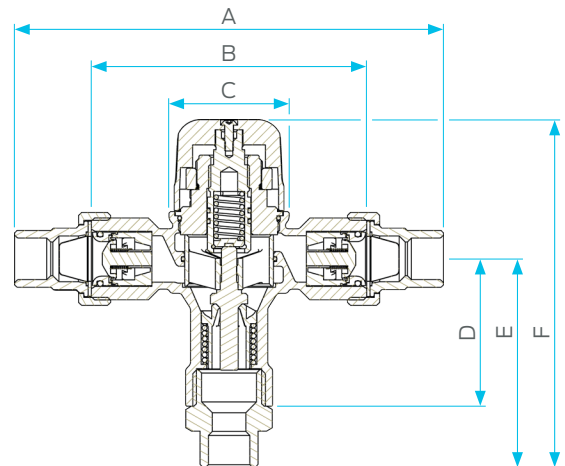


AS 4032.2
WMKA1593

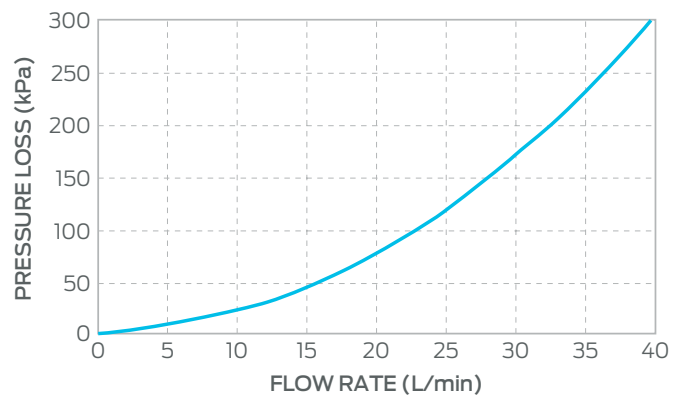
Dimensions

Size	A	B	C	D	E	F	Inlet	Outlet
DN20	200	128	57	68	97	166	¾" BSP Male	¾" BSP Male

Note: All measurements in mm unless otherwise stated.



Flow Characteristics



Warranty

Reliance Worldwide Corporation (Aust.) Pty. Ltd. (RWC) will either replace or repair any defective goods where the defect arose as a result of manufacture within the warranty period. You may contact RWC at the phone number, address or e-mail shown below for further information or to make a claim.

Visit www.rmc.com.au/warranty to view the warranty statement in full and for further important information.