

HeatGuard® Insulated


Scope of Use / Specification Sheet

RMC's HeatGuard® is a tempering valve that mixes hot and cold water to deliver tempered water at a constant temperature throughout an entire building or system.

Product Code	
Model	Catalogue Number
HeatGuard® 15	MIX15
HeatGuard® 20	MIX20

Materials	
Body	Forged DZR Brass
Internal Components	DZR Brass
Seals	Viton®
Springs	Stainless Steel
Piston	PPSU
Fittings	DZR Brass
Strainers	Stainless Steel
Non-Return Cartridges	Acetal

Description
HeatGuard® is suitable for the delivery of safe, constant tempered water to rooms intended for personal hygiene, such as the bathroom and ensuite, where outlet temperatures must not exceed 50°C.
HeatGuard® is compatible with most hot water distribution systems. It's compact design requires minimal space and is available in 15mm and 20mm configurations.

Standards and Approvals
 AS 4032.2 WMKA1593



MIX15

Features and Benefits
<ul style="list-style-type: none"> Union connections and compression fittings Easy to install and easy to remove for servicing of strainers with all nuts and olives supplied EPP insulation limits energy loss and helps protect valve against freezing – meets AS/NZS 3500.4 Strainers to protect valve from impurities in the water supply Check valves to eliminate backflow contamination Tamper-proof adjustment key to eliminate chances of accidental adjustment Dezincification resistant Meets AS/NZS 4020 for potable water supply Individually tested and calibrated to ensure higher quality and performance

Application
RMC's HeatGuard® is a tempering valve for use in hot water distribution systems. Fitting the valve at the hot water source ensures the delivery of constant tempered water throughout the system.

DO NOT USE on steam supplied systems.

Installation
Installation is subject to the requirements of the applicable regulatory authority, the National Construction Code Volume Three – Plumbing Code of Australia, associated reference standards as applicable at the time and AS/NZS 3500.1.

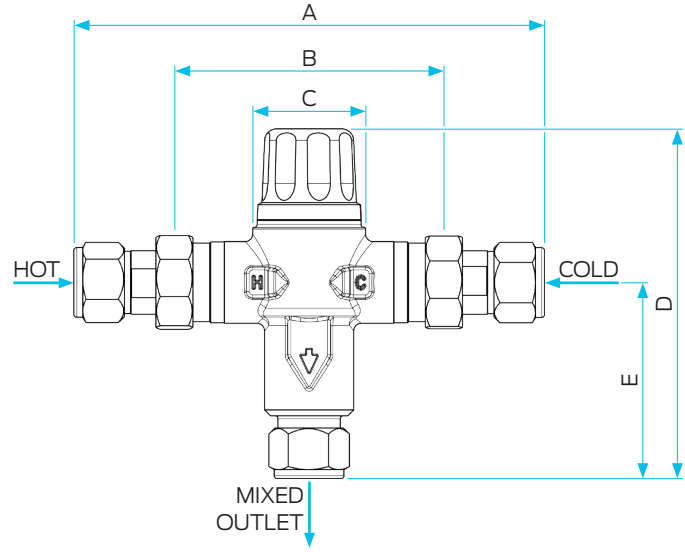
HeatGuard® Insulated

Technical Specifications	
Cold water supply temperature	5°C – 30°C
Hot water supply temperature	60°C – 90°C ¹
Optimum outlet temperature range	40°C – 50°C ²
Set temperature	Must be commissioned on site to achieve desired outlet
Accuracy of outlet temperature	± 3°C - tested to AS 4032.2 between 40°C and 50°C
Minimum temperature differential (between hot supply and outlet temperature)	15°C ³
Supply pressure, static	1600kPa maximum
Supply pressure imbalance, dynamic (at time of commissioning)	2:1 maximum ⁴
Maximum permitted pressure variation in either supply, in order to control outlet temperature to ± 3°C (from supply pressure at commissioning)	± 10% maximum ⁵
Minimum flow rate	4L/min
Compression fittings supplied	Nuts, olives, strainers and non-return checks included

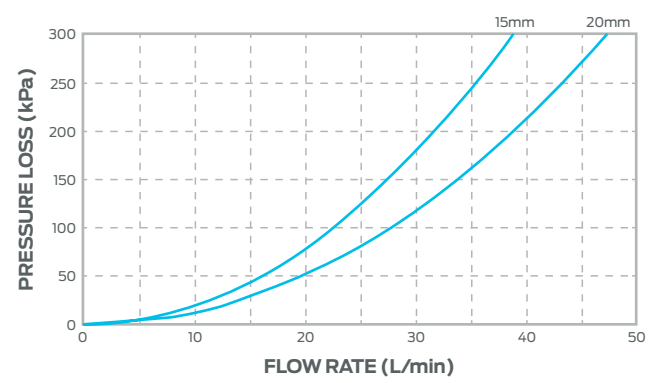
- Notes**
- AS/NZS 3500.4 Clause 1.9 requires the minimum hot water storage temperature to be 60°C.
 - For applications outside the requirements of AS/NZS 3500 and AS 4032.2, it may be possible to set the valve as high as 55°C or as low as 35°C, depending on site conditions.
 - This is the minimum difference required to ensure shut-off of outlet flow in the event of cold supply failure in accordance with AS 4032.2, providing the valve is set between 40°C and 50°C.
 - The maximum permitted ratio of supply pressures, under dynamic (flow) conditions. For optimum performance it is recommended that the hot and cold pressures at commissioning are as close as possible to equal.
 - The maximum permitted variation in either supply pressure from the pressure at commissioning in order to control the outlet temperature to ± 3°C.

Dimensions					
Size	A	B	C	D	E
15mm	158	92	38	116	66
20mm	164	92	38	118	66

Note: All measurements in mm unless otherwise stated.



Flow Characteristics



Warranty

Reliance Worldwide Corporation (Aust.) Pty. Ltd. (RWC) will either replace or repair any defective goods where the defect arose as a result of manufacture within the warranty period. You may contact RWC at the phone number, address or e-mail shown below for further information or to make a claim.

Visit www.rmc.com.au/warranty to view the warranty statement in full and for further important information.