

Flow Regulating Discs

Scope of Use / Specification Sheet

Flow Regulating Discs can be easily fitted to any existing tap or shower head to reduce the amount of water flowing from the outlet, without adversely affecting outlet pressure.



FCD09.02

Product Code

Model	Reduced Flow	Quantity	Product Code
FCD06	6 l/min	50 pack	FCD06.50
FCD09	9 l/min	2 pack	FCD09.02
		50 pack	FCD09.50
FCD12	12 l/min	2 pack	FCD12.02
		50 pack	FCD12.50

Features and Benefits

- Available in 6, 9 and 12 litre per minute flow capacities
- Easily retrofitted to existing fittings and fixtures
- Reduce water usage by up to 75%
- WELS Rated

Application

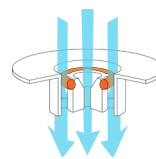
HydroSave flow regulating discs are designed for use in all domestic and commercial applications. They are designed to be placed inside shower fittings, flexible hoses and 1/2" pipes requiring specified flow control.

Operation

On average 22 litres of water flows from a household tap every minute. HydroSave flow regulating discs are designed to reduce outlet flow to 6, 9, or 12 litres per minute, a saving of up to 75% dependent on the application. Flow through flow regulating discs are primarily controlled by the use of a fixed orifice principle. However, the HydroSave Flow Regulating Disc also provides dynamic flow control properties through the use of an O-Ring insert.

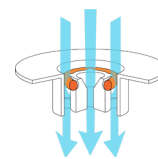
Under low flow conditions, the O-Ring remains relaxed and provides a fixed orifice dimension. As flow increases, the O-Ring reacts against the flow by unseating and slowly reducing the flow capacity of the orifice until the maximum restriction is achieved.

Low Flow



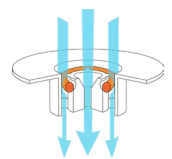
O-Ring in relaxed state. Flow controlled by orifice size only.

Moderate Flow



O-Ring unseats slightly reducing the orifice and restricting flow.

High Flow



O-Ring fully stretched causing maximum restriction to flow.

Flow Regulating Discs

Materials

Disc	Acetal Co Polymer
O-Ring	EPDM

Technical Specifications

Maximum Temperature	65°C
---------------------	------

Standards and Approvals



Model

- FCD06



Model

- FCD09



Model

- FCD12

Installation

Installation is subject to the requirements of the applicable regulatory authority, the National Construction Code Volume Three – Plumbing Code of Australia, associated reference standards as applicable at the time and AS/NZS 3500.1.

Warranty

Reliance Worldwide Corporation (Aust.) Pty. Ltd. (RWC) will either replace or repair any defective goods where the defect arose as a result of manufacture within the warranty period. You may contact RWC at the phone number, address or e-mail shown below for further information or to make a claim.

Visit www.rmc.com.au/warranty to view the warranty statement in full and for further important information.



AS 5200.037.2
WMKA21177