

# WATER SAVING TAP SEAT KIT



The Water Saving Tap Seat Kit gives you everything you need to turn your old jumper valve or ceramic disc cartridge into 3 star rated water saving outlet.



## Catalogue Numbers

Model	Catalogue Number
Water Saving Tap Seat Kit	SK.01
Water Saving Tap Seat Kit Jumper Valve Tapware	SK.06
Water Saving Tap Seat Kit Ceramic Disc Tapware	SK.07

## Description

The Water Saving Tap Seat Kit gives you everything you need to turn your old jumper valve or ceramic disc cartridge into 3 star rated water saving outlet.

The kit includes:

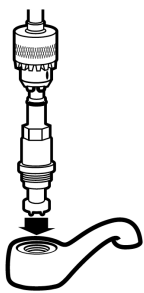
- 2 x 6 l/m Water Saving Tap Seats
- 2 x 1/2" Hydroseal O-Ring jumper valves
- Thread cutting tool
- Hex Key
- Adaptor Socket
- Guide Bush

## Features and Benefits


- Quick and easy to install
- Everything needed to change over one tap is included in the kit
- Instructions are provided in the kit
- Additional water saving seats available separately

## Operation


Instructions are provided with the kit which contains detailed information on the installation of the water saving tap seats.



**Step 1**  
Reface tap seat using a Hydroseal tap seat refacing tool.  
**Product Code:**  
A30-001 (not included in this pack)



**Step 2**  
Cut a thread in the tap body using the thread cutting tool socket & guide bush provided.



**Step 3**  
Screw the flow control seat and teflon sealing washer into the tap body.



Uniquely Australian

