

Reed Switch Guide

Scope of Use/Specification Sheet

Cold Water Multijet Meter 20mm to 40mm

The RWC Cold Water Multijet Meter, requires a Reed Switch (2 wires) to allow connection to an AMR system.



WM598

Product Code

Catalogue Number	Pulse Rate
WM598	1 pulse / 10 litres

Switch Specification

Maximum Switch Voltage	180V DC
Maximum Switched Current	500mA
Maximum Switched Power	10W

Connection


White Wire	Common/Ground (always used)
Brown Wire	Return Line (normally used)

Comments

The Cold Water Multijet Meter Reed Switch is inserted into the face of the meter. The Reed Switch normally connects to AMR systems using the White and Brown wires. They have no polarity.

Cold Water PD Meter 15mm to 25mm

The RWC Cold Water PD Meter requires a Reed Switch (4 wires) to allow connection to an AMR system.



WMRS5

Product Code

Catalogue Number	Pulse Rate
WMRS5	1 pulse / 5 litres

Switch Specification

Maximum Switch Voltage	30V DC
Maximum Switched Current	50mA

Connection


Green Wire	Common/Ground (always used)
Red Wire	Return Line (normally used)
Black Wire	Not Used
Yellow Wire	Not Used

Comments

The Cold Water PD Meter Reed Switch is inserted into the body of the meter. The Reed Switch normally connects to AMR systems using the Green and Red wires. They have no polarity.

Hot Water Multijet Meter 15mm to 50mm

The RWC Hot Water Multijet Meter requires a Reed Switch (2 wires) to allow connection to an AMR system.



Product Code	
Catalogue Number	Pulse Rate
WMRS4	1 pulse / 10 litres


Connection	
White Wire	Common/Ground (always used)
Brown Wire	Return Line (normally used)

Switch Specification	
Maximum Switch Voltage	30V DC
Maximum Switched Current	50mA

Comments
The Hot Water Multijet Meter Reed Switch is inserted into the face of the meter. The Reed Switch normally connects to AMR systems using the White and Brown wires. They have no polarity.

Cold Water Woltman Meter 50mm to 200mm

The RWC Cold Water Woltman Meter requires a Pulse Counter and Reed Switch (2 wires) to allow connection to an AMR system.



Product Code		
Catalogue Number	Size	Pulse Rate
WMSP011	50mm	1 pulse / 10 litres
WMSP014	65mm	1 pulse / 10 litres
WMSP012	80mm	1 pulse / 10 litres
WMSP013	100mm	1 pulse / 10 litres
WMSP004	150mm	1 pulse / 1000 litres
WMSP005	200mm	1 pulse / 1000 litres

Connection	
Black Wire	Common/Ground (always used)
Red Wire	Return Line (normally used)

Switch Specification	
Maximum Switch Voltage	30V DC
Maximum Switched Current	50mA

Comments
The Cold Water Woltman Meter is retrofitted with a pulse output register and clip in Reed Switch. The Reed Switch normally connects to AMR systems using the Black and Red wires. They have no polarity.