

## HeatGuard HF

### Description

RMC's *HeatGuard HF* is a High Flow tempering valve that mixes hot water with cold water to deliver tempered water at a constant temperature throughout an entire house, building or system.

The *HeatGuard HF* is suitable for high flow, large capacity applications and for low pressure environments such as gravity fed and tank supplied water heater installations.

*HeatGuard HF* is available in a 20 mm configuration.

### Features and Benefits

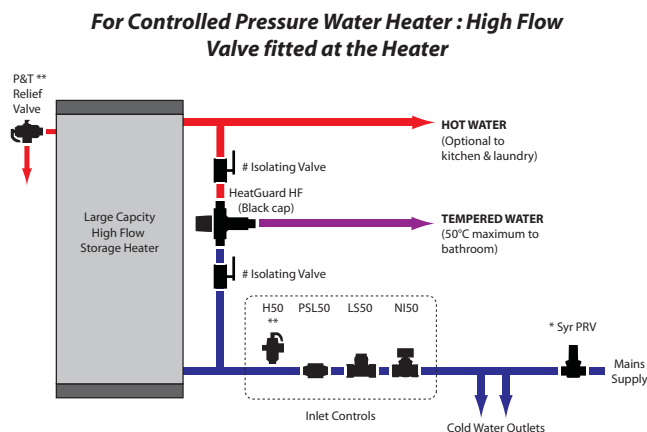
- ❖ High Flow design
  - » Designed especially for use on high flow, large capacity systems with reduced head loss
- ❖ Union connections
  - » Valve easy to install and easy to remove for servicing of strainers
- ❖ Performance
  - » More accurate control of outlet temperature – safer installations
- ❖ Strainers upstream of check valves
  - » Protects valve and check valves from impurities in the water supply
- ❖ Tamper-proof adjustment
  - » Special adjuster key eliminates chances of accidental adjustment
- ❖ Dezincification resistant
  - » Meets Australian Standard for potable water supply
- ❖ Individually tested and calibrated
  - » Every valve is tested to ensure higher quality and performance



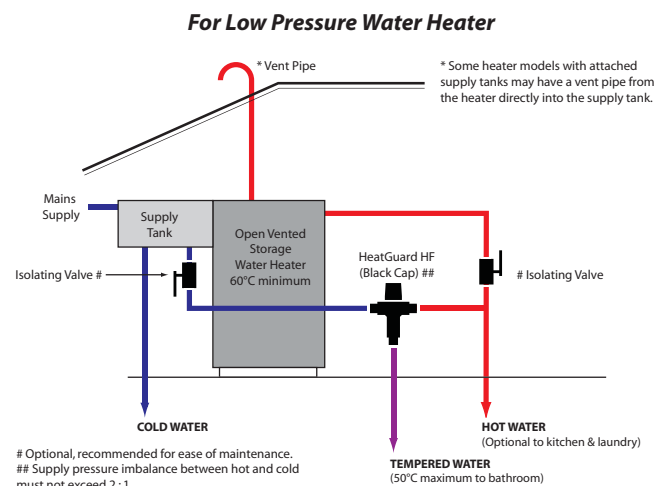
### Application

RMC's *HeatGuard HF* is a High Flow tempering valve for use in hot water distribution systems. Fitting the valve at the hot water source ensures the delivery of constant temperature hot water throughout the system.

**DO NOT USE on steam supplied systems.**



# Optional, recommended for ease of maintenance.  
 \* When the tempering valve is fitted remote from the water heater, it is recommended the mains supply to the property be controlled by a Syr pressure reducing valve.  
 \*\* Drain line must comply with AS3500.



# Optional, recommended for ease of maintenance.  
 ## Supply pressure imbalance between hot and cold must not exceed 2:1.

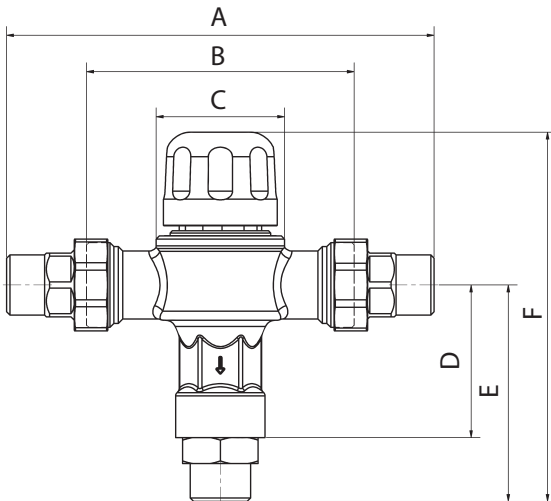
# HeatGuard HF

## Specification

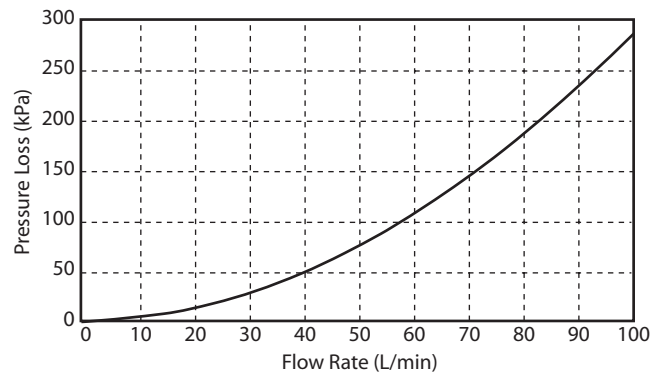
Cold water supply temperature:	5° C - 30° C
Hot water supply temperature:	60° C - 90° C <sup>1</sup>
Optimum outlet temperature range:	40 C – 50° C <sup>2</sup>
Set temperature:	Must be commissioned on site to achieve desired outlet temperature
Accuracy of outlet temperature:	±3° C - tested to AS4032.2 between 40° C and 50° C
Minimum temperature differential: (Between hot supply and outlet temperature)	15° C <sup>3</sup>
Supply pressure, static:	1600 kPa maximum <sup>4</sup>
Minimum flow rate:	4 litres/min.

### Notes:

- AS3500.4.2 Clause 1.6 requires the minimum hot water storage temperature to be 60° C.
- For applications outside the requirements of AS3500 and AS4032.2, it is possible to set the valve as high as 55° C or as low as 35° C, depending on site conditions
- This is the minimum difference required to ensure shut-off of outlet flow in the event of cold supply failure in accordance with AS4032.2, providing the valve is set between 40° C and 50° C.
- Note that rapid changes in supply pressure can result in a spike in the outlet temperature beyond ±3° C. Following a rapid change in supply pressure it may take a number of seconds for the temperature to return to within a ±3° C limit. Steps should be taken on-site to eliminate any cause of rapid supply pressure variation.



## Flow Characteristics



**NOTE:** The HeatGuard HF can deliver a flow rate approximately twice that of the standard HeatGuard 20 mm.

## Dimensions

Valve Size	A	B	C	D	E	F
DN20 (¾" BSP Male inlets, ¾" BSP Female outlet)	191	120	57	68	97	166

## Materials

Body:	Cast gunmetal
Internal Components:	DZR Brass
Seals:	Viton
Springs:	Stainless steel
Piston:	Polysulfon
Fittings:	DZR brass
Strainers:	Stainless Steel
Non-Return Cartridges:	Acetal

## Product Notes

- It is important that the cold and hot supply line pressures are as close to equal as possible to ensure optimum performance of this valve.

## Catalogue Numbers

Model	Catalogue Number
HeatGuard HF	MIX11501